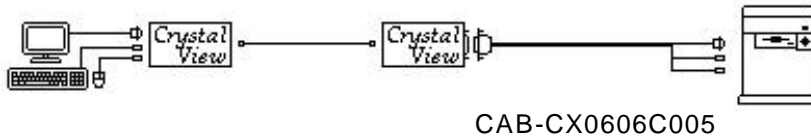
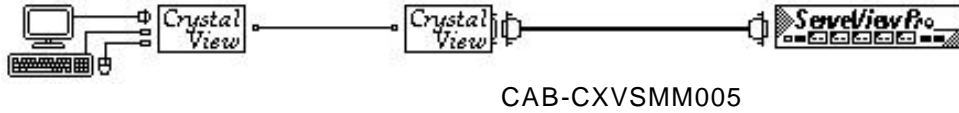


First select the appropriate version of CrystalView from the Rose price list, then select the cables needed for your application. Part numbers for CAT5 or Fiber Optic Cables not listed here. Local KVM's are not shown.

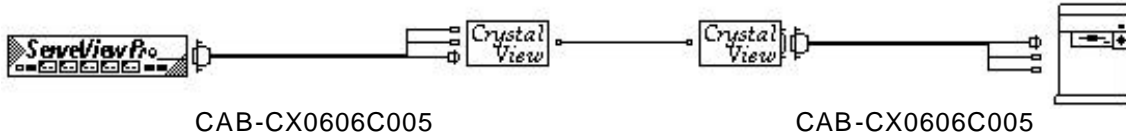
1) CRV PC Mini - PC KVM to CPU P/N: CRK-M1P & CRK-M2P



2) CRV PC Mini - PC KVM to Rose Switch P/N: CRK-M1P & CRK-M2P



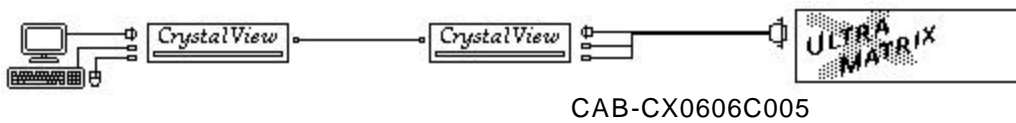
3) CRV PC Mini - Rose Switch to PC CPU P/N: CRK-M1P & CRK-M2P



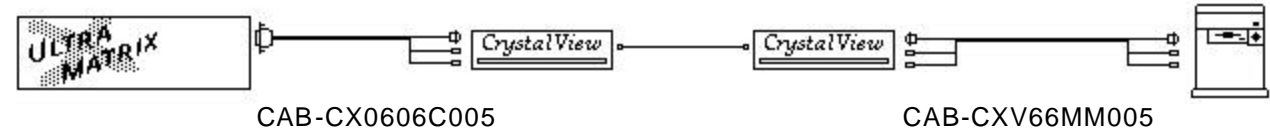
4) CRV PC - PC KVM to CPU P/N: CRK-1P & CRK-2P (& all CRV PC Fiber Units)



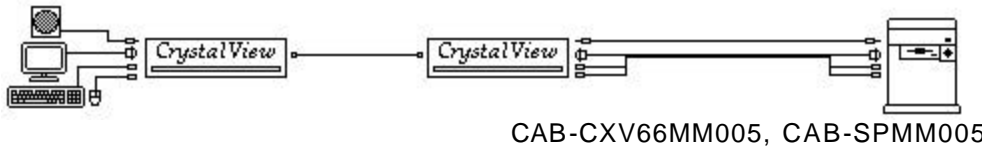
5) CRV PC - PC KVM to Rose Switch P/N: CRK-1P & CRK-2P (& all CRV PC Fiber Units)



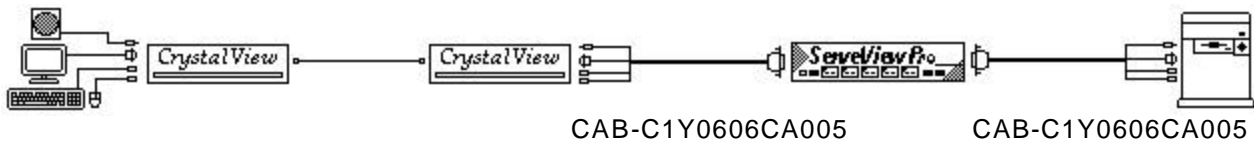
6) CRV PC - Rose Switch to PC CPU P/N: CRK-1P & CRK-2P (& all CRV PC Fiber Units)



7) CRV PC Audio/Serial - PC KVM to CPU for Audio P/N: CRK-1P/AUD & CRK-2P/AUD



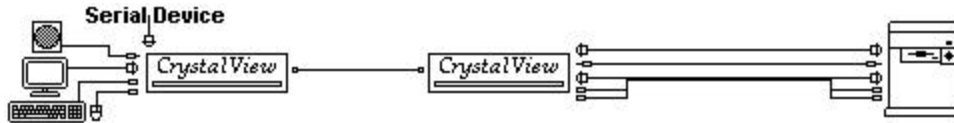
8) CRV PC Audio/Serial - PC KVM to Rose Switch to CPU for Audio P/N: CRK-1P/AUD & CRK-2P/AUD



9) CRV PC Audio/Serial - Switch to PC CPU for Audio P/N: CRK-1P/AUD & CRK-2P/AUD

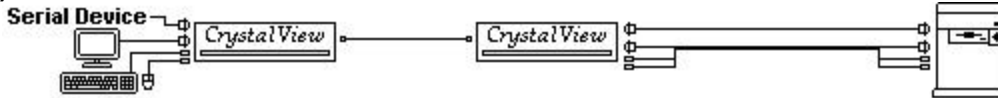


10) CRV PC Audio/Serial - PC KVM to CPU for Audio & Serial P/N: CRK-1P/AUD & CRK-2P/AUD



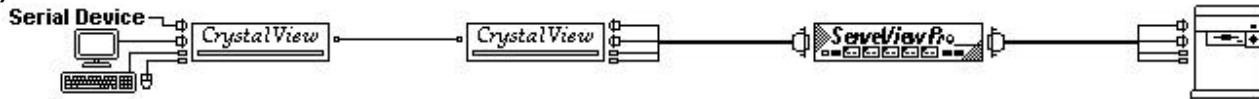
CAB-CXV66MM005, CAB-SPMM005, CAB-D9MF005

11) CRV PC Audio/Serial - PC KVM to CPU for Serial P/N: CRK-1P/AUD & CRK-2P/AUD



CAB-CXV66MM005, CAB-D9MF005

12) CRV PC Audio/Serial - PC KVM to Rose Switch for Serial P/N: CRK-1P/AUD & CRK-2P/AUD



CAB-C1V060609C005/S3, ACC-SMM9 CAB-C1V060609C005/S3

13) CRV PC Audio/Serial - Switch to PC CPU for Serial P/N: CRK-1P/AUD & CRK-2P/AUD



CAB-C1V060609M005/S3 CAB-C1V060609C005/S3 CAB-CXV66MM005, CAB-D9MF005

14) CRV SUN - Sun KVM to Sun CPU P/N: CRK-1P/SUN & CRK-2P/SUN (& all CRV SUN Fiber Units)



(If 13W3 use: CNV-13W3FVM/SW3) CAB-C1VS8MM005, (If 13W3 add: CNV-13W3MVF/SW3)

15) CRV SUN - Sun KVM to Rose Switch P/N: CRK-1P/SUN & CRK-2P/SUN (& all CRV SUN Fiber Units)



(If 13W3 use: CNV-13W3FVM/SW3) CAB-C1VS0800C005

16) CRV SUN - Rose Switch to Sun CPU P/N: CRK-1P/SUN & CRK-2P/SUN (& all CRV SUN Fiber Units)



CAB-C1VS0800C005 CAB-C1VS8MM005, (If 13W3 add: CNV-13W3MVF/SW3)

17) CRV PC / PC Audio/Serial - Supplemental Power, to CPU or Rose Switch



Use Serial / Audio Cables Separately as needed

For when no Keyboard is used or additional power is needed. Use regular cables & add P/N: KIT-KBPWR-5 +

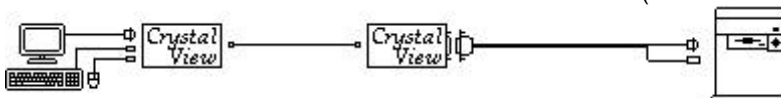
18) CRV PC or PC Audio/Serial - for a PC or MAC CPU with USB (Must use PC PS/2 KVM)



Use Serial / Audio Cables Separately as needed

CAB-CX0606C005, ACC-SFF25, CAB-CXUSBC005/U20 (or higher)

19) CRV Mini PC - for a PC or Mac CPU with USB (Must use PC PS/2 KVM)



CAB-CXUSBC005/U20 (or higher)