

# Porter



## Code Activated Switch

- Four or eight ports
- Serial or parallel
- Configuration menu
- Broadcast mode
- 64K buffer, expandable to 256K buffer

## Features and Benefits

- Versatile, code activated switch designed to send serial or parallel data from a single computer or terminal to one of several devices
- Available in serial (RS232) or parallel (Centronics) RS422 option is also available
- LEDs on the front panel show buffer capacity, data flow, and busy status
- Advance to next port and port selection switches provide easy switching to a selected port
- Broadcast mode sends data simultaneously to all ports
- Can be used as a serial console switch
- Data collection command shows buffer data
- Null command disconnects from all ports
- Format command allows a port's protocol to be reconfigured, useful for modem communication
- Wait/go command pauses/resumes data flow on a selected port, also controls the port's DTR signal
- Copy command sends multiple copies of the buffer data to a selected port
- Read DSR command reports the port's DSR line status (high or low)
- Made in USA

## The Porter™ Advantage . . .

The Porter is a very versatile, code activated switch that allows a computer or terminal to send serial or parallel data to a selected device. Each port (4 or 8) can be configured to match the connected equipment's protocol.

The Porter is easy to install and uses commonly available cables. It works with any device with serial or parallel ports. The serial connectors are DB25F and the parallel connectors are Centronics 36 pin female.

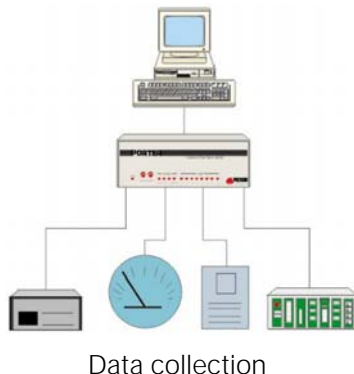
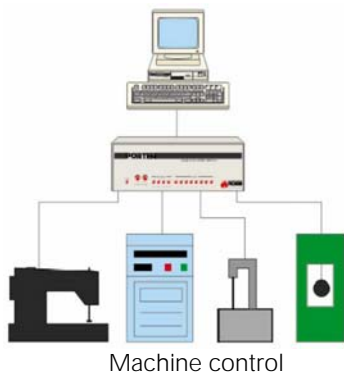
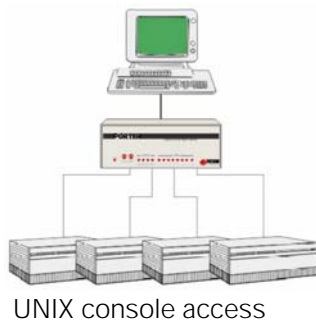
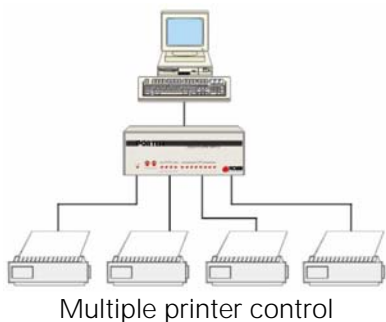
The receive buffers accept data on all ports simultaneously. This data can then be read from the master port one at a time. The Porter transmits from buffers on all ports simultaneously. The "clear buffer" command purges all data in a port's buffer. The broadcast feature allows you to send data simultaneously on all ports. The Porter's buffer is expandable to 256K bytes.

These are a few of the features that make the Porter one of the best code activated switches on the market. Call us today about your code-activated switch application.



Send data simultaneously  
to all ports

## Typical Applications



**Porter Models** The Porter is available in a 4 / 8 serial port or 4 / 8 port parallel port version.

**Installation** The Porter uses commonly available cables and works with any device with serial or parallel ports. The Porter's serial ports are DB25 and its parallel ports are Centronics.

**Basic Concepts** Porter accepts data from a computer or terminal and sends the data to a selected port. The port is selected by sending a code to the switch. The code or command is not sent to the destination port. Porter also accepts other commands to control the flow of data. The commands consist of an attention code (prefix) and command characters.

**Buffer Memory** The buffer is divided into a receive and transmit buffer for each port. The amount of buffer available for each port is the total buffer divided by the number of ports. For example, a unit with 8 ports and a 256K buffer would have a 16K receive buffer and a 16K transmit buffer for each port.

**Configuration** The serial model has a configuration menu. The parallel model accepts configuration commands. The definition for the prefix (default of escape @) can be changed to be up to 6 characters long. Each port on a serial Porter can be independently configured for any baud rate, DTR or XON/XOFF flow control, DTR passed through, or as a buffer flow control. The settings are saved in non-volatile memory and become the power up settings.

**Front Panel and Diagnostics** The front panel displays selected ports, busy and data signals, and errors. Porter has a full set of diagnostics executed upon power up and other diagnostics that can be run such as port loopbacks and memory pattern tests. Front switches can be programmed to be disabled in environments where tampering is discouraged.

## Part Numbers

PO-4S	4 to 1 serial code activated switch
PO-4P	4 to 1 parallel code activated switch
PO-8S	8 to 1 serial code activated switch
PO-8P	8 to 1 parallel code activated switch

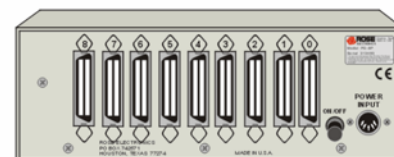

## Cables

Cab-PCRS	Serial DB25M/F (PC to switch)
CAB-PTRS	Serial DB25M/F (Printer to switch)
CAB-SMM	Serial DB25M/M (Straight through)
CAB-SMF	Serial DB25M/F (Straight through)

## Specifications

Size	10.5" W x 5.0" D x 3.9" H 26.7 W x 12.7 D x 9.9 H (cm)
Weight	4-port: 6 lbs (2.7 kg); 8-port: 7 lbs (3.2 kg)
Power	Auto Switching, 90 - 240 VAC, external adapter
Connectors	Power: DIN5 Serial: DB25 Female Parallel: 36 pin Female Centronics
Memory	Field upgradeable to 64K or 256K
Chassis	Electro-galvanized steel, painted
Control	Advance and Select switches Mode, Data, Busy, Error, Port 1-8 LEDs
Serial protocol*	EIA asynchronous RS232D
Parallel protocol	TTL Centronics
Serial Flow	DTR/DSR or XON/XOFF to buffer; DSR/DTR sent through for modem
Parallel flow	STB/ACK/BUSY
Serial baud rate	50 - 19,200 BAUD*
Serial word size	5, 6, 7, or 8
Serial parity	None, odd, even, mark, space
Serial stop bits	1 or 2*
Environmental	0°- 55° C, 0%-80% non-condensing relative humidity
Approvals	CE

\* Each port is individually programmable



Rear view models PO-9S and PO-9P

■ Phone: 281-933-7673 ■ E-mail: sales@rose.com ■

10707 Stancliff Rd. Houston, TX 77099

Rose Electronics – Europe: +49 (0)2454 969442 Rose Electronics – Asia: +65 6324 2322

DS-PO 1.2

© Copyright 2004 Rose Electronics. All rights reserved.

**ROSE**  
ELECTRONICS

WWW.ROSE.COM